

Transition Information

Year 3

2024-2025



Year 3 Team



Miss Jo Scott
Year 3 Leader
(Elm)



Miss Bethan Cockram
Year 3 Class Teacher
(Ash)



Mrs Terri Blake
Year 3 Class Teacher
(Oak)
Monday and Tuesday



Mrs Rachel Parsons
Year 3 Class Teacher
(Oak)
Wednesday, Thursday
and Friday

Year 3 Team



Mrs Justine Seymour

LSA
Elm



Miss Katie Whettingsteel

LSA
Ash



Mrs Wendy Bahkta

LSA
Ash



Miss Bella Caesar

LSA
Oak

Senior Leaders and Admin



Mr Ryan O'Hearn
Headteacher



Mrs Vicky Davies
Assistant Headteacher



Mrs Terri Blake
Assistant Headteacher



Mrs Sarah Robinson
SENDCo & Inclusion Lead



Mrs Michelle Brightwell
Child and Family support
Worker



Miss Aimee Matthews
Business Manager



Mrs Dawn Belcher
Senior Admin Officer



Mrs Karen Archer
Senior Admin Assistant

Timetable

- **8:40am** - School gates open and children can go into school (early in September parents are welcome to walk their children across the playground)
- 8:50am - Registration taken
- 8:50am – 10:40am - Core session and assemblies
- 10:40 - 10:55am - Break time
- 10:55am – 12:05 – Core session
- 12:05 - 1:00pm - Lunch time
- 1:00 – 3:00pm – Curriculum subjects (e.g. History, French, Science, Art, PE, etc.)
- 3:00 – 3:20pm – Class story/circle time
- **3:20pm** - End of day

Break and Lunchtime

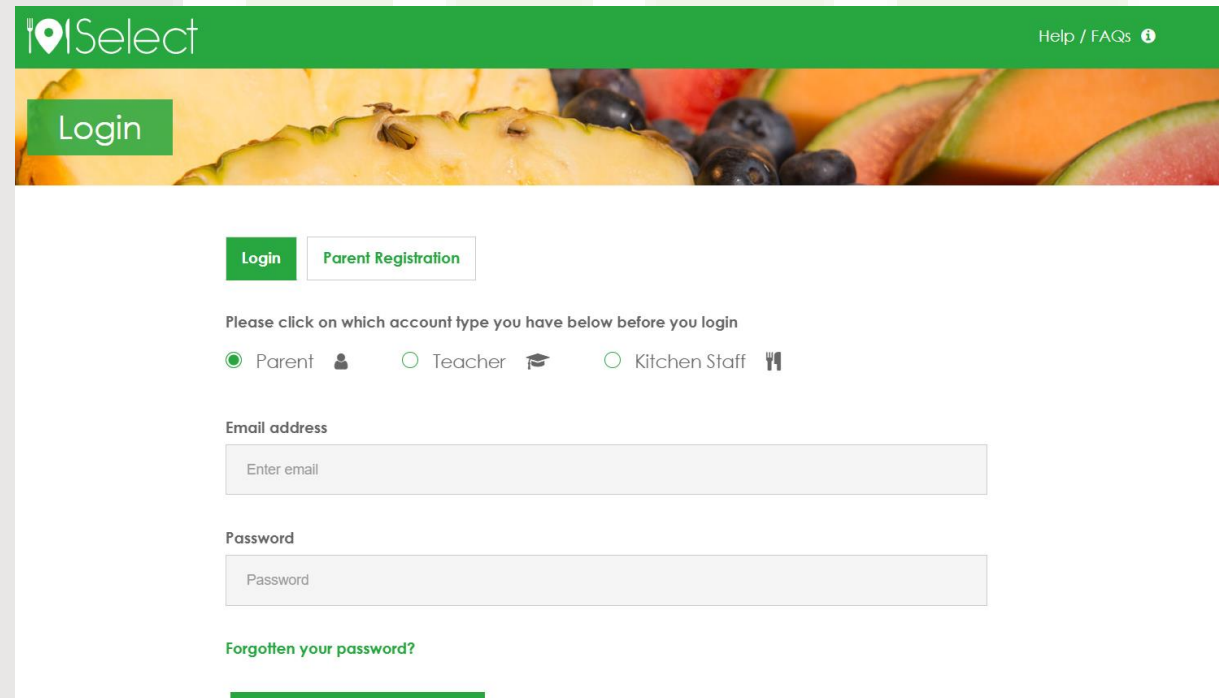
No breaktime snack provided- children should bring a healthy, nut-free snack from home. Ideally fresh fruit or vegetables but can include cereal bars, crackers and other such things (must not be part of their lunch e.g. their sandwich)

Government only provide free hot meals to children in KS1- Only children in receipt of pupil premium funding are eligible for free school meals in KS2

Meals should be purchased through Aspens SELECT

They must be ordered online by 8:30am-

Login details to follow.



iSelect [Help / FAQs](#)

Login

Login Parent Registration

Please click on which account type you have below before you login

Parent Teacher Kitchen Staff

Email address

Enter email

Password

Password

[Forgotten your password?](#)

Curriculum Overview


At Freegrounds Junior School we **aspire**-to aim high, **believe**– in who we are and **achieve**-beyond our dreams.



The topics we teach are designed to be engaging and relevant to the children as well as promoting:

- Positive mental health and wellbeing
- Celebrating the diversity of Britain
- Outdoor learning

Our 6 learning behaviours



- Resilience
- Independence
- Creativity
- Team work
- Critical thinking
- Reflection



Curriculum Overview

- The United Kingdom
- It Rocks!
- Our Community
- Let's Grow!
- Blue Planet
- The Romans



UNITED KINGDOM





Year 3 – Long Term Overview – 2024-2025

Year 3	Autumn		Spring		Summer	
TOPIC TITLE	The United Kingdom	It Rocks!	Our <u>Community</u>	Let's Grow!	Blue Planet	The Romans
Enquiry Question	<i>How can art be used to portray the human and physical features of the UK?</i>	<i>How did people survive in Britain during the stone age, bronze age and iron age?</i>	<i>How can I make a positive difference to my community?</i>	<i>What do plants need to grow? Do all plants grow in the same way?</i>	<i>Why are our oceans under threat?</i>	<i>How did the roman empire influence Britain?</i>
Topic linked subjects	Geography United Kingdom study	History Changes between Neolithic and Iron Age	Geography Local area study	Science Plants and food production	Geography Coasts and Oceans	History Impact of the Romans
	Art Painting, Sculpture and Collage	Art Drawing and Painting	Music Community	DT Food and Nutrition	Art Painting and Textiles	DT Textiles
		Science Rocks and Soils	DT Structures	Art Drawing, Painting and Sculpture	Computing Pictograms	Computing Programming Sequencing Sounds
			Computing Creating media Desktop Publishing			
Stand-alone subjects	Science Magnets		Science Animals, skeletons and movement		Science Solid, Liquid and Gas	Science Light
	Science Longitudinal Study- Trees					
	Computing Systems and Networks	Music Christmas				
	RE Special Books	RE Waiting	RE Neighbours	RE Changing emotions	RE Celebrating	RE Community
	Games Ball Skills	Games Football	Games Golf	Games Tennis	Games Athletics	Games Cricket
	PE Fundamentals	PE Gymnastics	PE Dance	PE Dodgeball	PE Dance	PE Fitness
	French I am Learning French	French Animals	French Instruments	French I Am Able...	French Fruits	French Ice-Cream
	PSHE Me and My Relationships	PSHE Rights and Responsibilities	PSHE Keeping Myself Safe	PSHE Being My Best	PSHE Valuing Difference	PSHE Growing and Changing
Trips offsite and visitors into school	New Forest		Hedge End centre,		Lepe Beach	Fort Nelson



TRICK BOX


Trick Box programmes develop personal skills in 4 key areas **through positive habit formation.**

Confidence

Confident -
thinking
body-language
self-beliefs
actions

Communication

Positive -
communication
choices
behaviour



Calm

Mindful -
emotional management
relaxation
solution thinking

Creativity

Creative -
mindset
interests
opportunities

Homework

WEEKLY HOMEWORK

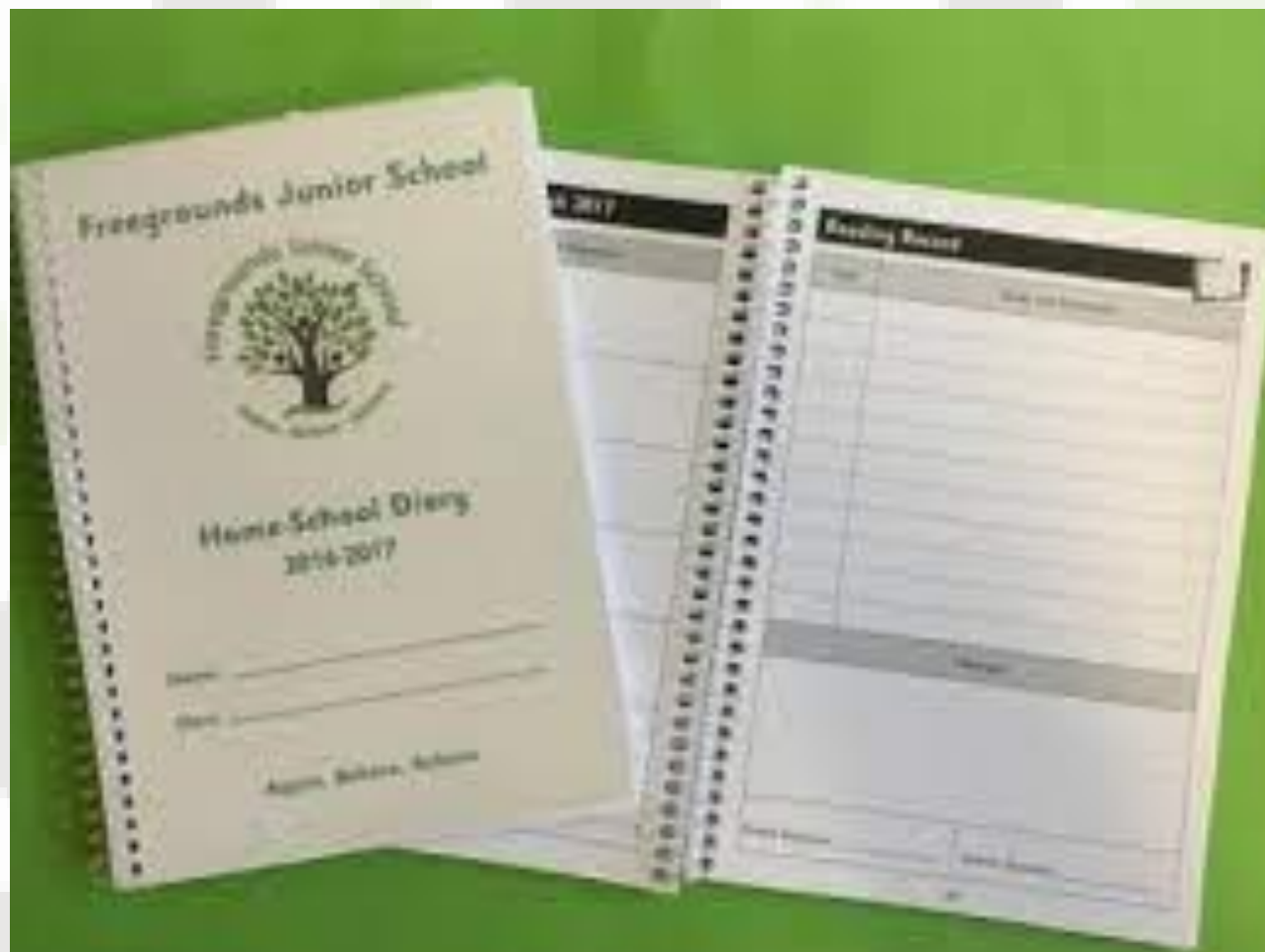
- 10 spellings to learn each week
- Read to an adult at least 5 times a week
- Practise times tables on TT Rockstars
- A times table worksheet



OPTIONAL HALF TERM PROJECT



Home School Diaries



Times Tables

It is a national expectation for all children to have rapid recall of multiplication facts up to 12×12 by the end of Year 4. At Freegrounds Junior School we believe that rapid recall means that children are able to provide an answer to a times tables question, presented to them at random, within three seconds.

1x1	2x1	3x1	4x1	5x1	6x1	7x1	8x1	9x1	10x1	11x1	12x1
1x2	2x2	3x2	4x2	5x2	6x2	7x2	8x2	9x2	10x2	11x2	12x2
1x3	2x3	3x3	4x3	5x3	6x3	7x3	8x3	9x3	10x3	11x3	12x3
1x4	2x4	3x4	4x4	5x4	6x4	7x4	8x4	9x4	10x4	11x4	12x4
1x5	2x5	3x5	4x5	5x5	6x5	7x5	8x5	9x5	10x5	11x5	12x5
1x6	2x6	3x6	4x6	5x6	6x6	7x6	8x6	9x6	10x6	11x6	12x6
1x7	2x7	3x7	4x7	5x7	6x7	7x7	8x7	9x7	10x7	11x7	12x7
1x8	2x8	3x8	4x8	5x8	6x8	7x8	8x8	9x8	10x8	11x8	12x8
1x9	2x9	3x9	4x9	5x9	6x9	7x9	8x9	9x9	10x9	11x9	12x9
1x10	2x10	3x10	4x10	5x10	6x10	7x10	8x10	9x10	10x10	11x10	12x10
1x11	2x11	3x11	4x11	5x11	6x11	7x11	8x11	9x11	10x11	11x11	12x11
1x12	2x12	3x12	4x12	5x12	6x12	7x12	8x12	9x12	10x12	11x12	12x12

Times Tables RockStars: Designed to help children learn and practice their times tables, with a focus on speed of recall.

- Login online and play at home
- Create your own avatar and buy accessories with coins earned
- Inter-school competitions



Reading

- Children earn an independence effort mark every time they record 20 reads in their diary (one per day)
- Children are entered into a raffle prize draw each week if they have read five or more times
- They will read with increased fluency and add appropriate intonation and expression
- At school, the focus will be on fluency and comprehension skills such as inference and understanding of vocabulary.
- Some children will work through a catch-up phonics programme



Spelling

Key Words KS1

How many can you read and spell?

a	day	in	old	they
about	did	is	this	
after	dig	it	once	three
again	do	jump	one	time
all	dog	just	or	to
am	don't	last	our	too
an	door	laugh	out	took
and	down	like	over	tree
another	first	little	people	two
are	for	lived	play	up
as	from	look	pull	us
at	get	love	push	very
away	girl	made	put	want
back	go	make	ran	was
ball	going	man	said	water
be	good	many	saw	way
because	got	may	school	we
bed	had	me	see	went
been	half	more	seen	were
big	has	much	she	what
boy	have	mum	should	when
brother	he	must	sister	where
but	help	my	so	who
by	her	name	some	will
called	here	new	than	with
came	him	next	that	would
can	his	night	the	yes
can't	home	no	their	you
cat	house	not	them	your
come	how	now	then	
could	I	of	there	
dad	if	off	these	

Word List - Years 3 and 4

How many can you read and spell?

accident(ally)	disappear	interest	pressure
actual(ly)	early	island	probably
address	earth	knowledge	promise
answer	eight/eighth	learn	purpose
appear	enough	length	quarter
arrive	exercise	library	question
believe	experience	material	recent
bicycle	experiment	medicine	regular
breath	extreme	mention	reign
breathe	famous	minute	remember
build	favourite	natural	sentence
busy/business	February	naughty	separate
calendar	forward(s)	notice	special
caught	fruit		
centre	grammar		
century	group		
certain	guard		
circle	guide		
complete	heard		
consider	heart		
continue	height		
decide	history		
describe	imagine		
different	increase		
difficult	important		

Year 3 Autumn

The /i/ or /ɪ/ sound spell -ie, -el.	The /ɜ:/ sound spell a before l and ll or spell ar after w.	Year 2 common exception words.	Adding -ing, -ed, -er, -est to a root word ending in -y.	The /3:/ sound spell or, ir.	Word Study - kind.
ie- Bicycle, circle, possible, little, middle.	all- Call, tall, ball, stall. i- Walk, talk, always.	ould- Should, could. ea- Break, great.	ed- Copied, cried, replied. er- Copier, happier. est- Happiest.	or- Worm, word, work, worst, world. ir- Girl, bird, shirt, first, third.	Un- kind ly nass er est.
el- Camel, tunnel, squirrel, travel, towel.	ar- Quarter, warm, towards.	ind- Find, kind. ath- Path, father. ass- Class, pass.	ing- Copying, crying, replying. Exception- Skiing.		

Year 3 Autumn

Apostrophe for contractions.	The /i/ sound spell y, i, e.	The /A/ sound spell ou and o.	Adding suffixes beginning with vowel letters to words of more than one syllable.	Word study - jump.	Year 2 common exception words.
'Not' words- Can't, don't, hasn't, couldn't. 'It' words- it's, it'll. 'I' words- I'm, I'll, I've, I'd.	y- Myth, gym, mystery. i- Difficult, minute, interest, which, include. e- Decide, enough.	ou- Young, touch, double, trouble. o- Mother, other, brother, Monday, nothing, none.	Stressed- Forgetting, forgotten, beginning, beginner, prefer. Unstressed- Gardener, limiting, limited, limitation.	er s ing jump ed y s	ove- Prove, improve. ild- Wild, child. ast- Fast, last. wh- Who, whole. any- Any, many.

Year 3 Overview



The Empowerment Approach Programme - changes to school behaviour policy

During our recent two INSET days, school staff attended behaviour training led by Kit Messenger known as The Empowerment Approach. Kit Messenger, a previous headteacher, has co-written a book called 'Curious not Furious' which focuses on empowering children to take charge of their learning and behaviour.

The Empowerment Approach teaches children:

- About how their brain works
- About their needs and how to manage well, even when these needs aren't being met and become stressors
- How to prepare to be at their best for learning and socialising
- How to problem solve when things go wrong so they feel good AND those around them feel good too

As a result of this training, we will be implementing some changes for September around how we support children's independence to help them become increasingly responsible for their learning as well as teaching children how they understand the way their brain works.

A new behaviour policy will be shared with you in September as well as offering information sessions for parents/carers to attend to find out more about our new whole school approach.

As a school, this is something which we are extremely excited about and look forward to sharing with you in the near future.






Positive behaviour expectations

At Freegrounds Junior School we are...

Kind, Polite, Respectful and Hardworking

Effort marks



Certificates



Houses

Russet

Winston

Empire

Bramley



School Uniform

HOME → PARENTS & GUARDIANS → SCHOOL UNIFORM

School Uniform

At Freegrounds Junior School we believe in taking pride in all areas of school life including appearance. This includes the wearing of a school uniform as it encourages pride in the school, a feeling of belonging and smart appearance. School uniform should be selected from the following:

Winter Uniform

- Black tailored trousers/skirt/pinafore
- White polo shirt (with or without school logo)
- Green school sweatshirt OR green school cardigan (both available from [Skool Kit](#) in Eastleigh)
- Black 'school' shoes (not trainers)
- Plain, dark-coloured tights/socks



Summer Uniform

In addition to the Winter uniform:

- Green and White check gingham dress
- Black tailored shorts
- White socks



PE Uniform

- Plimsolls/trainers
- Black shorts
- White T-shirt (with or without school logo)
- Black PE School sweatshirt (available from Skoolkit) or green school sweatshirt/cardigan
- Black plain jogging trousers (outdoor PE only)



General Reminders

- Full school uniform- named
- PE kits worn to school on PE days
- Stationery provided by school
- Named reusable drinks bottle
- Home School Diaries – reading, communication, support
- Reading book – from school
- School bag – cubby holes
- School dinners and break time snacks
- Medication – inhalers



Freerounds Junior School website & Social media




- Weekly notices on a Friday
- Monthly newsletters

Transition Activities



Transition Day – Wednesday 3rd July

- Arrive and register as normal at the infant school
(9:05 in the Junior School office for children who do not attend the infants)
- The children will be escorted over to the Junior School for transition morning and return to the infant school at 12:00 for lunch
- Please can the children bring their favourite book with them



A stylized tree with a grey trunk and branches, and numerous light green leaves. The text "Time for Questions..." is centered on the tree.

Time for Questions...